



# MAY 2024

Daily literacy-building activities to share with your child.

SUNDAY	MONDAY	TUESDAY	WEDNESDAY	THURSDAY	FRIDAY	SATURDAY
			<b>1 WRITING</b> Play with play dough—it strengthens muscles needed for writing.	<b>2 PLAYING</b> Go on an outside scavenger hunt. Make a list (tree, car, flower, bird, bus, etc.) and check off the items as you see them.	<b>3 TALKING</b> Take turns saying as many words as you can that rhyme with May. 	<b>4 SINGING</b> Play talent show. Take turns singing and/or dancing.
<b>5 COUNTING</b> Go for a walk and find three different-sized twigs. Talk about shorter and longer. Ask your child to hand you the longest, the shortest, etc.	<b>6 READING</b> Ask your child to “read” to you by telling you their own story based on pictures in a book.	<b>7 WRITING</b> Make a Mother’s Day card and have your child “sign” their name. Scribbles are ok!	<b>8 PLAYING</b> Play a stacking game. Use blocks, rocks, boxes, anything you have. Talk about what might make your stack tumble.	<b>9 TALKING</b> Talk about feelings you felt today. What made you laugh?	<b>10 SINGING</b> Sing “The Farmer Plants the Seeds.” <i>(Words are on the back. ➡)</i>	<b>11 COUNTING</b> Sing “The Ants Go Marching.” <i>(Words are on the back. ➡)</i> 
<b>12 READING</b> Draw the pictures to a story on 4-5 small pieces of paper. Help your child put the papers in proper sequence to tell the story.	<b>13 WRITING</b> Draw a large alphabet. Have your child practice finger tracing while you say the letters out loud.	<b>14 PLAYING</b> Play a rhyming game. Choose a word and then come up with as many rhyming words as you can. Dog, frog, hog, log. Tree, see, me, knee.	<b>15 TALKING</b> Look for signs of spring. Go for a walk and talk about what you see. Point out new grass, birds, first flowers, leaf buds.	<b>16 SINGING</b> Sing a favorite song. Sing it fast. Sing it slow. Whisper it.	<b>17 COUNTING</b> Ask questions about what is heavier. <i>Does an orange or a grape weigh more? Is Mom’s shoe or your shoe heavier?</i>	<b>18 READING</b> Find out the details of your library’s summer reading program. 
<b>19 WRITING</b> Draw pictures together. Label the things you draw. 	<b>20 PLAYING</b> Go for a walk after dark. Pretend you are an explorer. Talk about what you see. 	<b>21 TALKING</b> Enunciate words today. <i>Would you like a ba-ba-ba-nana? Banana begins with B! Can you close the d-d-d-door? Door begins with D!</i>	<b>22 SINGING</b> Involve your child in creating their own songs about their interests, favorite stories, or experiences.	<b>23 COUNTING</b> Draw numbers on the sidewalk with chalk. Say them as you step on them.	<b>24 READING</b> Encourage your child to take the lead with reading. They can select the books and show you where to start.	<b>25 WRITING</b> Help your child begin to recognize words for a few common objects by labeling them. Shoe, Table, Door, Floor.
<b>26 PLAYING</b> Set up an obstacle course and give your child directions. <i>Run to the park bench. Jump over the stick. Touch the ground. Come back to me.</i>	<b>27 TALKING</b> When reading a book today stop before you get to the end and ask your child what they think will happen next.	<b>28 SINGING</b> <i>You: ABCDEFG            Child: HIJKLMNOP</i> Continue taking turns to finish the alphabet. 	<b>29 COUNTING</b> Count the number of eggs in a carton. Explain that 12 items together is also called a dozen.	<b>30 READING</b> Act something out from the story you are reading.	<b>31 WRITING</b> Make a list of things you liked best about this month.	

## Good readers have a large vocabulary.

Knowing lots of words helps children better understand what they read. You can help your children learn lots of words by:

- Having plenty of conversations. Take turns talking. It is important for you to ask questions and listen to what your children say in response.
- Read together! A lot!
- Make connections. Connect what you are reading in books to their lives. "Yes, Grandma has a black cat, too."
- Repetition. Children often love to read the same book over and over. This is a good thing as repeated readings help build vocabulary.



### ANTS GO MARCHING


The ants go marching one by one, hurrah, hurrah.  
The ants go marching one by one, hurrah, hurrah.  
The ants go marching one by one,  
The little one stops to eat a plum.  
And they all go marching down,  
To the ground, to get out of the rain.  
BOOM BOOM BOOM

Two by two. Tie its shoe.  
Three by three. Climb a tree.  
Four by four. Shut the door.  
Five by five. Take a dive.  
Six by six. Pick up sticks.  
Seven by seven. Tie a ribbon.  
Eight by Eight. Close the gate.  
Nine by Nine. Check the time.  
Ten by Ten. Say THE END.

### THE FARMER PLANTS THE SEEDS

*Sing to the tune "The Farmer in the Dell"*

The Farmer plants the seeds,  
The Farmer plants the seeds, *(Pretend to plant seeds)*  
Hi, ho, the dairy-o,  
The farmer plants the seeds.  
The sun comes out to shine... *(Make large circle with arms)*  
The rain begins to fall...  
*(Hands flutter up and down)*  
The seeds begin to grow... *(Stand up tall)*  
The farmer picks the crops... *(Pretend to pick crops)*  
We all sit down to eat...  
*(Pretend to eat)*



# Books to Read this Month

Check out these books at the library. If they are not available, ask the librarian for a recommendation.

## FOR READERS AGES 0-3

**The Bunnies are Not in Their Beds**

*by Marisabina Russo*

**Don't Let the Pigeon Drive the Bus**

*by Mo Willems*

## FOR READERS AGES 3+

**Night Lunch**

*by Eric Fan*

**The New Rooster**

*by Rilla Alexander*

